



*Modulus is a renowned tile collection featuring sixteen of Trikeenan's most favored colors. The resilience of ceramic glaze tile offers a lasting performance benefit while the color selection delivers a richness in design aesthetics. With its simplistic color tones and beautiful, durable surface, Modulus is well suited for interior residential and commercial spaces alike.*

## COLORS:



Attaché  
Finish: Semi-Matte



Birch Beer  
Finish: Satin Crackle



Cornsilk  
Finish: Satin Crackle



Cotton Starch  
Finish: Gloss Opaque



Dichronic Grey  
Finish: Satin Crackle



Egyptian Cotton  
Finish: Gloss Opaque




Green River  
Finish: Satin Crackle



Greenwash  
Finish: Satin Crackle




Grey Beard  
Finish: Matte




Hayden  
Finish: Gloss Opaque



Karlie  
Finish: Satin Crackle




Kenzie  
Finish: Satin Crackle




Lily White  
Finish: Satin Crackle



Riptide  
Finish: Matte



Shimmer  
Finish: Satin Crackle



Tobacco  
Finish: Semi-Matte

SIZES: 3x3, 3x6, 3x9, 3x12, 4x4, 4x8, 4x12, 6x6, 6x9, 6x12, 8x8, 6x9 Hex, Ebb and Flow.

*Bullnose edges are available for most sizes.*

TRIM: 6" Straight Run - Pencil Liner #1, Pencil Liner #2, Flat Ogee, 6" Chair Rail, Quarter Round, and Cove Base, Cove Base Inside and Outside Corners

*Contact your Regional Sales Representative or Customer Service for pricing information.*

### HANDCRAFTED VARIATION:

Trikeenan products are handcrafted using a variety of ceramic mediums and methods. Our tiles are formed from wet clay, hand-finished, and glazed and fired to 2000 degrees F. Due to the nature of handmade tile, glazes will vary slightly in color, density and surface quality from tile to tile and lot to lot. Range can be affected by air circulation, tile placement within the kiln and whether a complete order fits into one firing cycle or must be fired in several cycles. Some glazed tiles may be susceptible to crazing; this will not affect their suitability in any way and is not a defect in the tile. Color variation is an aesthetic that enhances the depth of ceramic glazes. It is important to understand that while our samples provide a representation of our glaze ranges, variations are an inherent characteristic of the beauty of handmade tile. Therefore, the final product may not be an exact replica of the samples displayed.

### SPECIFICATIONS:

Modulus conforms to ANSI 137.1 as Special Purpose Tile. Modulus is recommended for interior vertical surfaces in all residential and commercial applications. These applications may include bathroom walls, shower walls, vanity tops, kitchen back splashes. Modulus tile conforms with ASTM C-373 for absorption benefits and ASTM C-650 for resistance to chemicals.\* Commercial use includes any vertical surface that is not exposed to heavy use. Modulus tile is not recommended for areas of standing water or areas exposed to high abuse. For design inspirations and installation recommendations please see our website.

*\*All glazes may be slightly affected.*

