

Affinity



TRIKEENAN

INVEST IN BEAUTY™

ESSENCE COLLECTION



Affinity Essence is an inspired collection of handmade tile, offering an array of sophisticated ceramic glaze colors. The meek neutral tones and vibrant colors ignite creativity. The versatile tile sizes can be installed in various arrangements, and the colors can be blended to create a unique design. Affinity Essence is sure to enhance interior residential and commercial spaces like no other glaze collection. This collection pairs well with stone, marble, and porcelain materials to enhance each room and achieve a complete cohesive design aesthetic. With both style and durability, Affinity Essence will bring lasting beauty to your next project.

COLORS:



Citrus

Almost white with a zest of orange




Custard

Creamy off-white, a warm and airy addition to any palette



Marble

A classic white, soft and smooth to touch




Fossil

An off-white with texture and depth




Whip Cream

A cool white, not stark but soft and visually inviting




Firefly

Almost white with a glow of soft yellow




Rice

A warm off-white with a silky texture




Almond Milk

A soft, warm white with a subtle glistening effect



Frosting

A true white, easily paired with any color scheme



Powdered Sugar


A bold, titanium white with a dry texture

Affinity



TRIKEENAN
INVEST IN BEAUTY™

ESSENCE COLLECTION



Coal

A sleek black with a smooth feel



Steel

A dark rich gray that breaks into blue



Bittersweet

A warm brown, like tile coated in melted chocolate




Gargoyle

A crystal-like gray, transparent and neutral




Dusty Rose

A subtle pink with warm brown tones




Licorice

A true black, sophisticated, clean, and always in style




Smolder

A green spectrum gray, with the feel of smooth stone



Pebble

A shiny gray-beige like the stones in a riverbed



Rye

A neutral taupe that pairs with any palette



Cherry Blossom

A soft, blushing white



Tempest

A dark, nautical blue like a stormy ocean horizon




Blue Jay

A calm, serene blue, reminiscent of a warm summer's day



Ella

A soft blue with subtle speckling



Steam

Subtle, sophisticated gray with a soft blue hue




Haze

Almost white with a drizzle of purple



Ahab

A deep ocean blue with a hint of green



Anchor

A glossy slate blue




Diana

A pale blue that frequently spans the skies



Luna

A pale blue-gray like the glow of the moon



Ballast

A cool gray white, clean with a hint of color


Affinity



TRIKEENAN

INVEST IN BEAUTY™

ESSENCE COLLECTION



Jacobean

A dark brown, like stained wood



Molasses

A rich dark brown with hints of amber



Maple

A warm brown with subtle speckling



Tiramisu

A soft orange brown with subtle speckling



Marmalade

A soft yellow brown with subtle speckling



Moca

A rich earth brown in a soft matte finish



Portobello

A warm brown with subtle tan speckling



Rosewood

An adobe inspired red in a soft matte finish



Barley

A warm beige in a soft matte finish



Buttermilk

A warm, buttery white



Wheat

A transparent yellow that glows with warmth



Tarragon

A soft matte green with an earthy warmth



Succulent

A transparent green glaze with a hint of blue



Shy Green

A muted transparent green with a subtle crackle



Frosted Pine

A soft mint green that cools any palette




Daffodil

A soft crackle yellow that offers just a hint of warmth




Chameleon

A soft and sophisticated yellow-green



Pear

A cool light green that offers the fresh feeling of spring



Mist

A soft green that washes over the tile



Sea Glass

A soft teal like refined pieces of glass weathered by the sea

Affinity



TRIKEENAN

INVEST IN BEAUTY™

ESSENCE COLLECTION

SIZES: 1-½x12, 2x8, 3x3, 3x6, 3x9, 3x12, 4x4, 4x8, 4x12, 6x6, 6x9, 6x12, 8x8, 6x9 Hex, Ebb and Flow

TRIMS: 6" Straight Run - Pencil Liner #1, Pencil Liner #2, Flat Ogee, 6" Chair Rail, Quarter Round, and Cove Base, Cove Base Inside and Outside Corners

Contact Customer Service or your Regional Sales Manager for pricing and lead times.


HANDCRAFTED VARIATION:

Trikeenan products are handcrafted using a variety of ceramic mediums and methods. Our tiles are formed from wet clay and hand-finished. Then they are glazed and fired to 2000 degrees F. Due to the nature of handmade tile, glazes will vary slightly in color, density and surface quality from tile to tile and lot to lot. Range can be affected by air circulation, tile placement within the kiln and whether a complete order fits into a firing cycle or must be fired in several cycles. Some glazed tiles may be susceptible to crazing; this will not affect their suitability in any way and is not a defect in the tile. Color variation is an aesthetic that enhances the depth of ceramic glazes. It is important to understand that while our samples provide a representation of our glaze ranges, variations are an inherent characteristic of the beauty of handmade tile. Therefore, the final product may not be an exact replica of the samples displayed. Custom colors may be produced upon request. Contact customer service for more information.

SPECIFICATIONS:

Affinity conforms to ANSI 137.1 as Special Purpose Tile. Affinity is recommended for interior vertical surfaces in all residential and commercial applications. Applications may include bathroom walls, shower walls, vanity tops, kitchen back splashes, walls in any part of the house and light duty countertops. Conforms with ASTM C-373 for absorption benefits and ASTM C-650 for resistance to chemicals.* Commercial usage can include any vertical surface that is not exposed to heavy use. Affinity tile is not recommended for areas of standing water or areas exposed to high abuse. For design inspirations and installation recommendations please contact your Regional Sales Representative or Trikeenan Customer Service.

**All glazes may be slightly affected.*



Pictured: A warm, random blend of Maple and Molasses on 1-½x12 tiles in a vertical staggered offset.